






ground  
s

422 M


 **Bluetooth**


  





**First time pairing of a new device.** (This Bluetooth system is not automatically on)

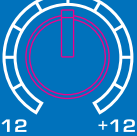

For pairing to your audio device, press & hold MODE button for 3 seconds, the LED light will start flashing. Press the MODE button again once, the LED then starts flashing faster. Turn on your Bluetooth device and search for STADIUM and connect to that device. The LED light will then stay on once paired. For STEREO LINK, press the stereo link button on both speakers, The LED lights will start flashing while searching for another speaker, once linked, the Led lights will stay on.




*NOTE: To enable Bluetooth music to be shared, both speakers must have Cross Link deselected. (Button out position)*




**MODE**  
  
--- Ready  
- - - Pair  
- - - New  
- - - Connected



**STEREO LINK**  
  
--- Searching  
- - - Connected

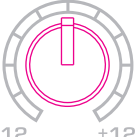
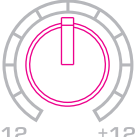
**CROSS LINK**  
  
 Independent  
 Shared


  
-12 +12

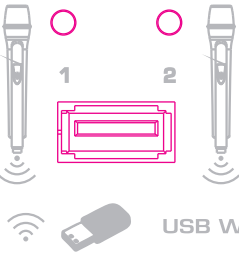
  
MIN MAX  
**LEVEL 1**  
  
2 1 3  
**INPUT 1**


  
MIN MAX  
**LEVEL 2**  
  
2 1 3  
**INPUT 2**


  
MIN MAX  
**LEVEL AUX**  
  
**AUX**




  
-12 +12  
**TREBLE**  
  
-12 +12  
**BASS**

  
**OUTPUT**

  
**USB WIRELESS MIC**

  
MIN MAX  
**VOLUME**

  
MIN MAX  
**MASTER VOLUME**

  
**PEAK POWER**  
  
MIN MAX

 **ST15W**  
**PROFESSIONAL DIGITAL AMPLIFIER**

**640W**  
**MAX**

CROSS LINK function is used when two speakers are used in stereo link mode.

When the Cross link button on this speaker is in shared mode, its inputs are shared with the other stereo linked speaker. If the Cross link mode is not active, only Bluetooth audio is shared.

DO NOT EXPOSE APPARATUS TO DRIPPING OR SPLASHING FROM LIQUIDS  
OBJECTS FILLED WITH LIQUIDS SHOULD NOT BE PLACED ON THE APPARATUS

 **CAUTION**  
RISK OF ELECTRIC SHOCK  
DO NOT OPEN 

**WARNING**

TO REDUCE THE RISK OF FIRE OR ELECTRICAL SHOCK. DO NOT EXPOSE THIS EQUIPMENT TO RAIN OR MOISTURE. DO NOT REMOVE COVER. NO USER SERVICEABLE PARTS INSIDE. REFER SERVICING TO QUALIFIED PERSONNEL.

**CAUTION**

REPLACE WITH THE SAME TYPE FUSE AND RATING, DISCONNECT POWER SUPPLY CORD BEFORE CHANGING FUSE.



AC 240V~50Hz

POWER

