



Head-up display for Global Positioning System

GPS HUD

Model: HUDGPS1

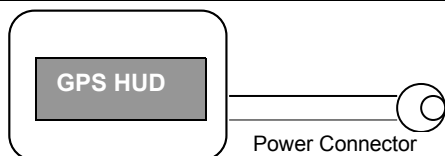
Features and Specifications

- Vehicle driving speed display
- Over speed warning
- Speed warning alarm Mute
- Speed unit km/h and Mile/h switch
- Speed digit display : Green color
- Working Voltage: 9~ 28 Vdc
- Power Consumption: 100 mA (typ.)
- Operating Temp.: -20C~85°C

QUICK START GUIDE



INSTALLING THE GPS HUD



Contents:

- GPS HUD unit
- Power Connector
- Projection Sticker Tape
- Base unit bracket

Take the power Cigar-plug connector plug into the power Cigar-outlet of your vehicle and other side to HUD unit.

Push Red button at power connector to get the IGN Voltage and then switch on the HUD device.

INSTALL THE HUD UNIT



Fig.1

Clean area of windscreen where reflective film is to be positioned.

Spread some soap water onto reflective film after peeling & affix onto windscreen, and remove excessive water.

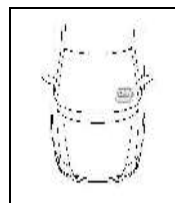


Fig.2

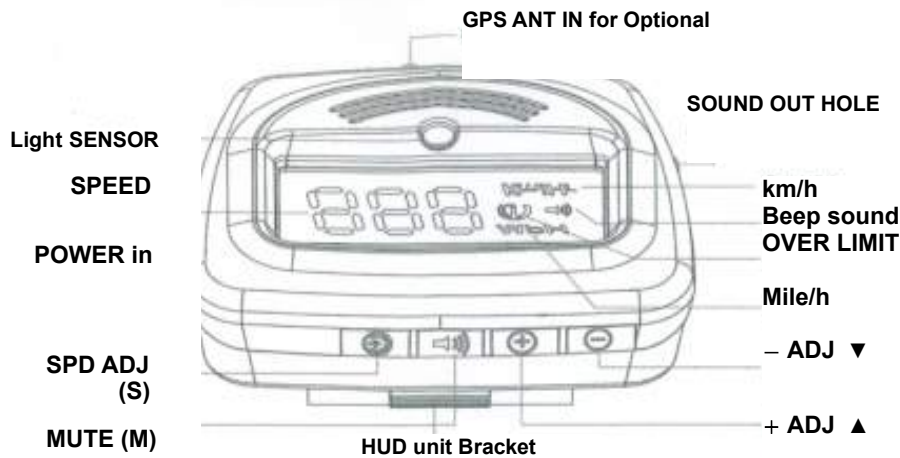
Locate a suitable surface to position the HUD unit on to the dashboard.

Adjust the HUD angle to obtain the optimum viewing position. The angle stand on the HUD is removable and can be moved to accommodate various location on the dashboard.



Head-up display for Global Positioning System

DISPLAY SET UP



No.	ITEM	HUD	Operating	Description
1	Power On Self Test			Displaying one cycle LED all light
2	Car Speed Unit	<i>Km/Hr</i> <i>MPH</i>	By button +	Press and select km/h & Mile/h speed unit Default km/h speed unit
3	Speed Warning		By S	Press and enter Speed over limit set up
			+ or -	Per once to up or down to adjust +1 or -1 Setting range: 30~ 260 over Default : 120 (km/h or Mile/ h)
4	Warning Tone		By M	Press and select warning alarm On or Off The SP symbol light once set at ON mode. Default is warning tone set at On mode.
5	Speed offset		By S & M	Press two keys in the same time
			+ or -	Per once to up or down to adjust +1 or -1 Setting range: ± 9 Constant Default : + 5 (km/h or Mile/ h)

Remarks:

1. GPS HUD signal takes anywhere from 40 sec(s) to 4 min(s) with installation; After multiple uses, it should take around 10 seconds to 1 minute when driving.

2. GPS signal strength will depend varying factors such as mountains, trees, housing block or interference from other signals.