



AMWC PAA3

WIRELESS SMARTPHONE ADAPTOR

Convert Wired to Wireless Apple CarPlay / Android Auto

QUICK START GUIDE

aerpro.com

Introduction

This Quick Start Guide provides instructions on how to connect the AMWCPAA3 Wireless Smartphone Adaptor to your head unit. This Adaptor is designed for iPhone/Android smartphones to use Apple CarPlay/Android Auto wirelessly on factory head units which have a built-in wired Apple CarPlay/Android Auto function.

Please refer to the next page for how to check if your vehicle has Apple CarPlay/Android Auto or not. However, NOT every vehicle with built-in CarPlay/Android Auto is suitable to use this Adaptor. If there are any issues while using the Adaptor, please do not hesitate to contact Aerpro Support Australia.

For more information on the AMWCPAA3 please refer to the product page on the Aerpro website, scan the QR below or visit aerpro.com/AMWCPAA3

What's Included

- AMWCPAA3 USB A/USB C Adaptor



System requirements & compatibility

Make sure that your head unit has the CarPlay/Android Auto feature.

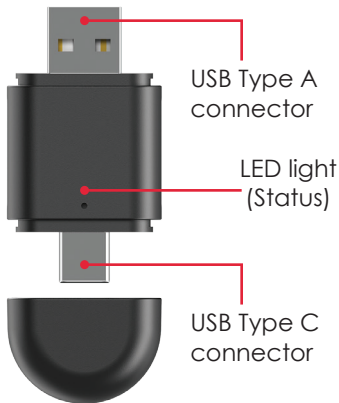
Wireless CarPlay requires an iPhone running iOS 13 or later.

Wireless Android Auto requires an Android smartphone that supports the latest Android Auto feature and runs Android 11 or later.

Ways to check if your head unit has CarPlay/Android Auto:

- Check with your vehicles manufacturer
- Check the vehicles owners manual
- Check the head units user interface for CarPlay/Android Auto
- Plug in a Apple CarPlay/Android Auto compatible device

Product Interface



- The LED indicator lights will illuminate when active.

- Light Blue status - Power on

- Green status:

1. Connect CarPlay (Green light flashes quickly)
2. CarPlay Connect (Green light flashes slowly)

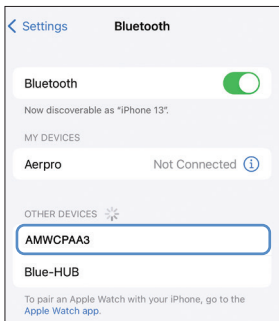
- Blue status:

1. Connect Android Auto (Blue light flashes quickly)
2. Android Auto Connect (Green light flashes slowly)

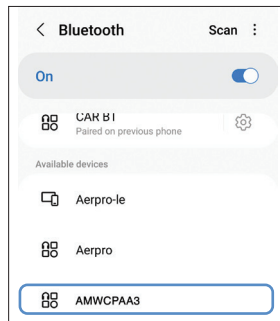
Connecting to your head unit

1. Connect the AMWCPAA3 to the USB port compatible with CarPlay/Android Auto on your head unit.
2. The AMWCPAA3 will automatically power on and you will be presented with the a boot up screen.
3. For first time connection to the AMWCPAA3, navigate to your smartphones Bluetooth settings and select AMWCPAA3. Your phone will now automatically connect with the AMWCPAA3.

Apple
Devices



Android
Devices



Frequently Asked Questions (FAQ)

1. What is the WiFi password for the CarPlay adapter's wireless connection?

You only need to establish the Bluetooth connection, not the WiFi connection. After the Bluetooth pairing is successful, the WiFi will connect automatically. That's why you don't need a WiFi password. Make sure your WiFi is turned on and free while pairing.

2. Android Auto adapter issues where Android Auto won't start or is incompatible/doesn't recognize USB.

1) If your car is using the Android Auto function for the first time, connect your phone with the data cable to activate Android Auto via the wired method.

2) Make sure Android Auto on your Android phone is running the latest version. If not, please update it via your Google Play account.

3) Turn off Bluetooth on your phone and go to the application manager to clear Android Auto's cache. Then restart the adapter and reconnect to Bluetooth.

3. Audio input or output issues: calls are rejected or forwarded to voice mail, no playback sound, microphone not working, music playback is interrupted or paused, voice function is abnormal.

1) Check whether the iPhone/Android smartphone is connected to other devices such as earphones or a watch via Bluetooth. Disconnect these

Frequently Asked Questions (FAQ)

devices or turn off Bluetooth directly for CarPlay and connect to your vehicle's Bluetooth for Android Auto.

2) During a call, check that the "Audio" output option is set to CarPlay/Android Auto.

4. The adapter indicator light remains on after the car is turned off.

You only need to establish the Bluetooth connection, not the WiFi connection. After successful Bluetooth pairing, WiFi will connect automatically. Make sure your WiFi is turned on and not busy during pairing.

5. When you use the wireless CarPlay/Android Auto adapter, your mobile phone cannot use other Internet WiFi.

While using the Android Auto wireless adapter, your phone's WiFi may be busy by the adapter. You will then not be able to use any other internet connection via WiFi, only via your phone's SIM card.

6. Cannot reconnect automatically.

1) Make sure your mobile phone's Bluetooth and WiFi functions are turned on and Bluetooth is not busy when you get into the car.

2) Clear the pairing record, restart the phone and pair the device with the adapter again.

Frequently Asked Questions (FAQ)

7. Can the adapter be paired with multiple phones?

The adapter can pair with up to five phones, but only connect to one device at a time. If you want to pair a new phone, first cancel "the current connection. Please note: the adapter's standard Bluetooth function only automatically connects to the last used phone.

8. Can't find the Bluetooth and WiFi of the wireless CarPlay/Android Auto adapter?

Make sure the wireless CarPlay/Android Auto adapter is powered and the blue light is on. Also make sure that the adapter is connected to the port intended for wired CarPlay/Android Auto.

If the problem remains, test with another phone. If a specific phone cannot find the adapter's Bluetooth or WiFi, try resetting that phone's network and Bluetooth settings and restart the phone.

If the problem persists with other phones, please contact us.

Technical assistance

If you need assistance setting up or using your Aerpro product now or in the future, call Aerpro Support Australia

TEL: 03 – 8587 8898 FAX: 03 – 8587 8866 Mon-Fri 9am – 5pm AEST
or EMAIL: service@tdj.com.au

If you would like to download a digital copy of this manual, or other Aerpro manuals/software, please visit the <http://aerpro.com> website.

This manual is considered correct at time of printing but is subject to change. For latest manuals and updates refer to the website.

AERPRO.COM

*Only compatible with vehicles/head units equipped with wired Apple CarPlay/Android Auto.
Not compatible with all vehicles/head units equipped with wired Apple CarPlay/Android Auto.

While this product is compatible for use with Apple CarPlay/Android Auto, it is not made or endorsed by Apple or Google. Apple, CarPlay and Apple CarPlay are trademarks of Apple Inc.
Android Auto is a trademark of Google Inc.

